



# *Cutter Pump*


*The best in your Slurry*

**250 Standard**



**400HTL**






### Simplicity in Operation

- Quick attach linkage arm connections
- No top link on standard models
- HTL frame no need to remove pto between pits
- Self locking device to secure pump when in transport
- Locking device on top fill models better output
- High output machines

### High in Quality

- Long life and heavy duty gearbox
- Self lubrication impeller bearing
- External impeller to assist agitation
- Shearbolt protection on all models
- All machines are fully galvanised
- HTL frame no need to remove pto



### Optional Extras


- Top fill facility
- Hydraulic lifting in pit
- Hydraulic flap
- Connectors for transfer pipes
- Various transfer hose sizes

### Safety

- Robust platform with rough surface to reduce slippage
- Body protection frame
- Stable when in working position



### Locking Device for Topfill Facility



### Models Available

Models available for up to 180hp tractors

- 250 for 75hp to 100hp tractors
- 350 for 100hp to 180hp tractors
- 400 big base for 120hp to 180hp tractors

Various sizes available to suit pit depths, 7'6" standard

Dealer:

